



Metopio

Power of Collaboration: Revolutionizing Public Health Data Access and Strategically Leveraging AI

Angie Grover, COO & CoFounder, Metopio



Every dataset represents real lives, real communities, and real opportunities to drive meaningful change.

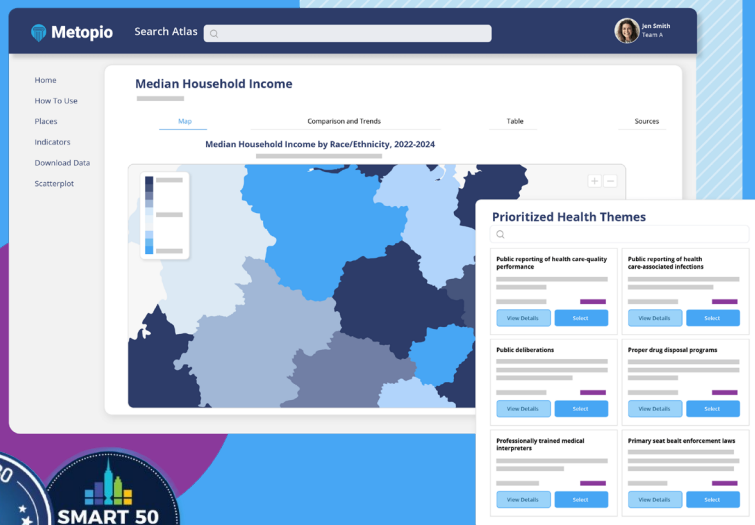
Nice to Meet You!

Built for Today's Public Health Priorities

- Curated datasets from verified sources
- Instant AI-powered visualizations
- Ready-made for collaboration
- CHAs & CHIPs in minutes, not months

PHIG Alignment

- Modernizes data systems
- Expands workforce capacity
- Enables data equity
- Fosters collaboration



THE STATE OF PUBLIC HEALTH

Pressures are Intense

Extraordinary possibility to address these challenges with flexibility and collaboration

- Fragmentation
- Duplication
- Capacity Constraints
- Urgency
- Data Disappearance



One Framework, Endless Collaboration



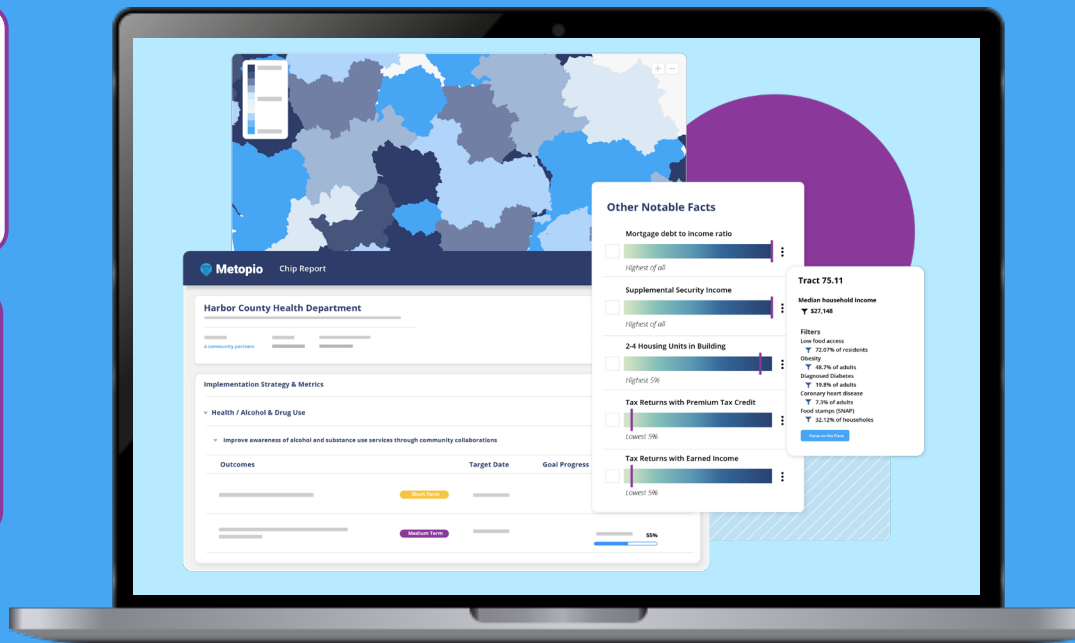
WHAT IF?

Partners could collaborate on a community survey but still get a unique report?



WHAT IF?

You could meet different regulatory requirements across multiple entities?





It's Possible



ACCELERATE YOUR WORK

Lessons on Collaboration



Partners

Health Systems



Public Health



Community Organizations



Reduce survey fatigue



Incorporate lived experience



Automate analysis



Create aligned, unique reports



AI WITH HUMANS AT THE CENTER

Purpose-built for Public Health



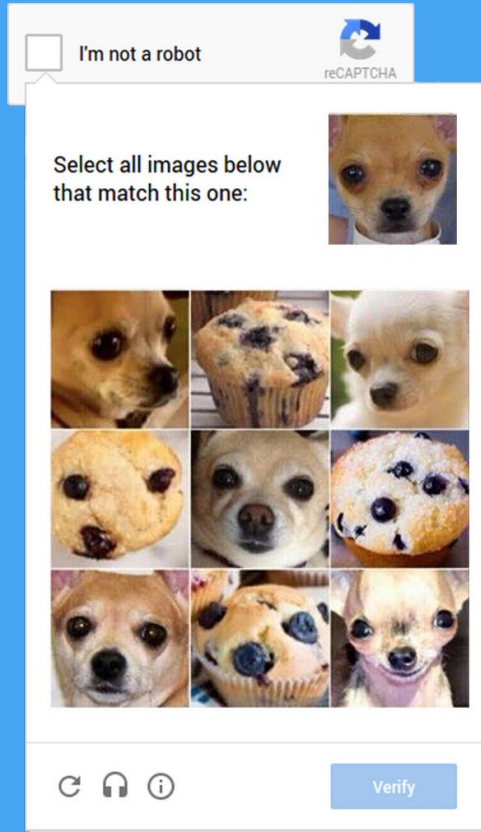
Thoughtful AI, Real World
Answers



AI You Control



From Data to Decisions



TRANSFORM DAY-TO-DAY WORK

Writing the Community Health Assessment



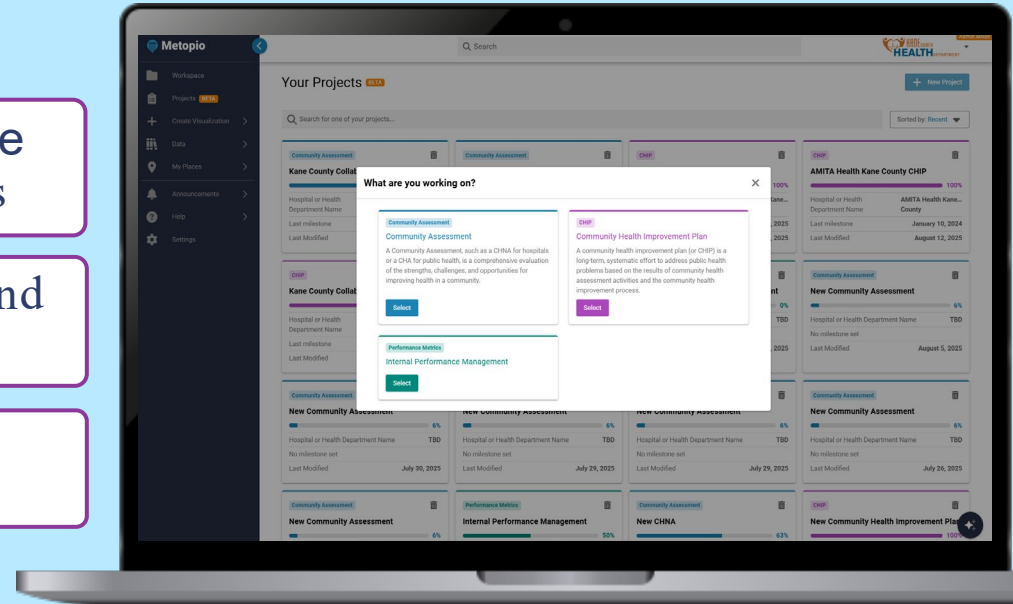
Produce visualizations, analyze quotes and cite verified sources



Identify patterns, root causes and gaps in cross-cutting themes



Ensure structure, compliance and community-driven results



Metopio

Project Home

ADD DATA

- Qualitative Data Upload

COMMUNITY INSIGHTS

- Overview
- Create An Insight
- Survey

PREVIEW

- CHNA Editable Preview

REVIEW INSIGHTS

- View all insights

Your Progress [See all](#)

92% of guidelines completed

- Help Center
- Project Setup

Admin Mode

Kane County Collaborative Community Health Assessment

Project Location
Kane County ZIPs

Benchmarks
DuPage County, Will County +3 more

Project Kick-Off
January 10, 2024

Status
Completed

Settings

Share

100% complete

Next - Generate Final Report Generate Final Report Export

Once you've prioritized tasks, click the Generate Report button to create an online document of your report.

Overview

Summary

Focus Group	4 of 4
Interviews	0 of 10
Uncategorized	4

The Community Health Needs Assessment (CHNA) for AMITA Kane County aims to identify and address the health needs of our community. This assessment is a collaborative effort involving key partners, including AMITA Health Mercy Medical Center, AMITA Health Saint Joseph Hospital, Northwestern Medicine Delnor Hospital, Advocate Sherman Hospital, INC Board, Kane County Health Department, and United Way. Together, we strive to improve the health and well-being of residents in Kane County.

[View detailed methodology](#)

Priority Populations

Update Selections

Population
2023
2023 Kane County: 528,598 (of 5.2 million)



YOU'RE IN THE DRIVER'S SEAT

Creating & Managing CHIPs



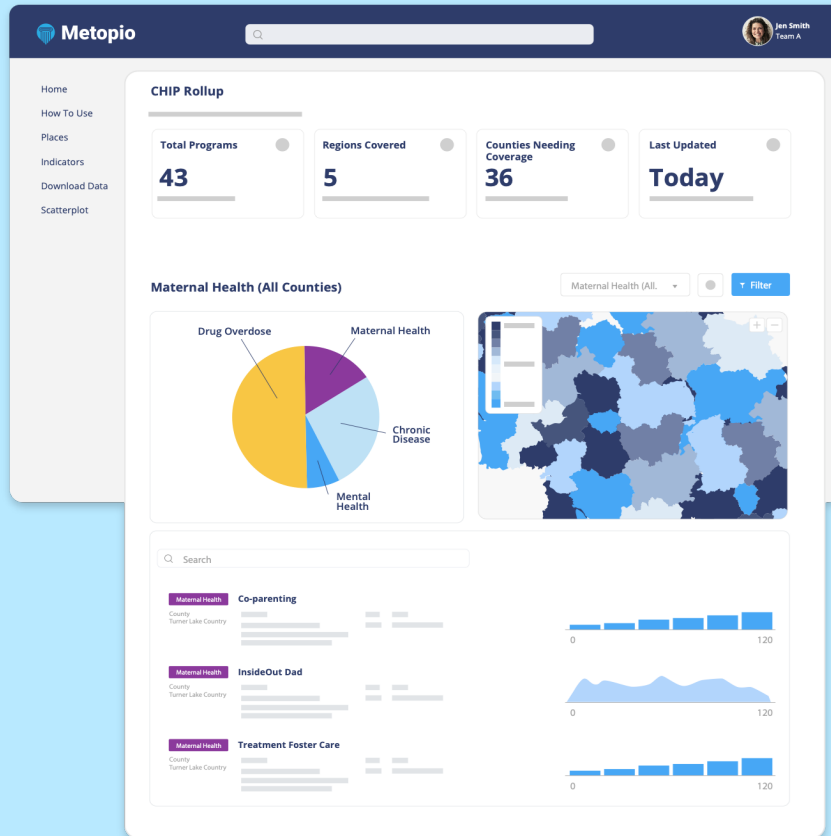
Monitor programs in real-time



See the total impact



Scale success, provide evidence based programs and collaborate





What the Data Can Show Us

Community Intelligence



LOCAL INSIGHTS INTO REGIONAL ACTION

Powerful Data Across Regions



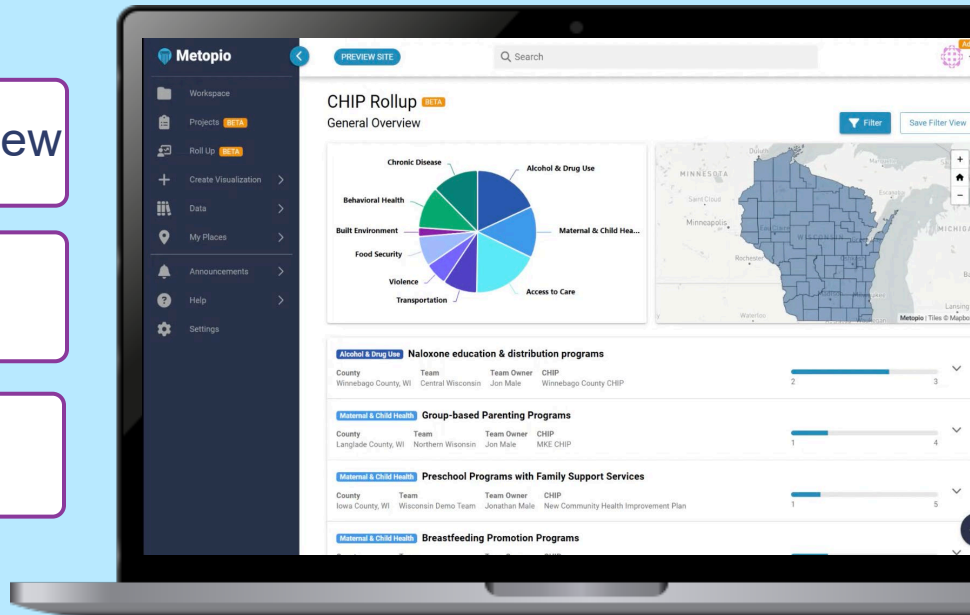
Aggregate CHIPs into one clear view



Spot gaps and coordinate action



Monitor progress in real time



Metopio

- Workspace
- Projects **BETA**
- Roll Up **BETA**
- Create Visualization >
- Data >
- My Places >
- Announcements >
- Help >
- Settings

PREVIEW SITE

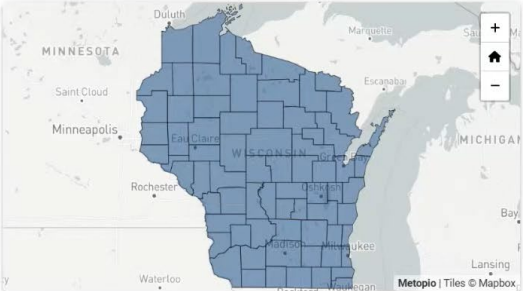
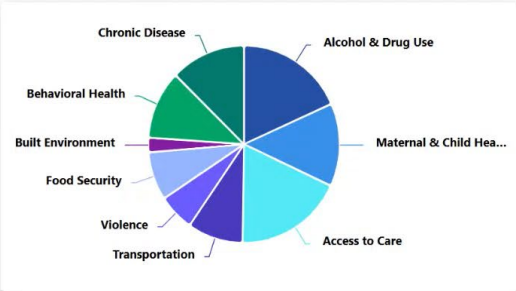
Search

Admin Mode

CHIP Rollup **BETA**

General Overview

Filter Save Filter View



Category	Program Name	Count
Alcohol & Drug Use	Naloxone education & distribution programs	2
Maternal & Child Health	Group-based Parenting Programs	1
Maternal & Child Health	Preschool Programs with Family Support Services	1
Maternal & Child Health	Breastfeeding Promotion Programs	1





Strategic Insights

Community Intelligence



DATA ACROSS AN ENTIRE REGION

Powerful Views



Ask questions about your data



Build dashboards with a few words



Layer onto your secondary data



Know your chats are validated and trustworthy

Substance Use Gaps: Counties Without Comprehensive SUD Strategies Despite Rising Overdose Rates

County	Recent Drug Death Trends	SUD Strategy Coverage	Notes
Anderson	Rising trend (22 per 100,000)	✗ Minimal	Above state average, limited treatment capacity
Dillon	Data insufficient	✗ None identified	Rural treatment desert
Newberry	Rising concerns noted	✗ Basic only	Limited to education, no treatment

Statewide Strategy Trends Analysis of county-level CHIPs and CHNAs across South Carolina's 46 counties reveals strong thematic convergence around key public health priorities:

Theme	% of Counties Addressing	Common Strategies
Chronic Disease Prevention	89%	Diabetes education programs, cardiac rehabilitation, hypertension screenings, nutrition counseling
Mental Health & Behavioral Health	85%	Telehealth services, school-based counseling, crisis intervention teams, peer support groups
Health Equity & Social Determinants	78%	Transportation assistance, language interpretation, community health workers, food access programs
Substance Use & Harm Reduction	72%	Naloxone distribution, addiction treatment programs, prescription monitoring, recovery support
Access to Primary Care	69%	Mobile health units, extended clinic hours, telemedicine, recruitment incentives
Maternal & Child Health	61%	Prenatal care coordination, lactation support, home visiting programs, infant mortality reduction

Data To Action



Siloed + Repetitive Work


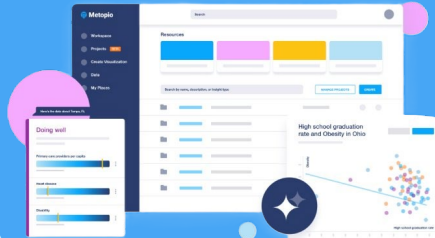
Manual spreadsheets
Duplicate surveys
Ad-hoc charts

Batch uploads
Delayed roll-ups
Inconsistent measures



One Connected Platform

Data Integration
AI reporting
Ready-to-use templates
Shared workspaces



Real-time Shared Intelligence

Automated secondary data
Community specific dashboards
Instant roll-up

Real-time statewide maps
Targeted resourcing
Evidence-backed policy



Thank You



Ready to
put data
into action?

pages.metopio.com/cheac-annual-conference-2025

